

ROMULUS MINI

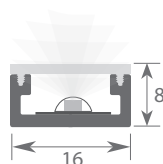
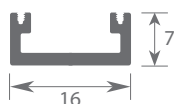
A39107

- high quality recess aluminium profile, anodised
- for plasterboard ceilings and walls or for various floor materials
- IP65 Optic
- black anodised on request
- RAL painting on request

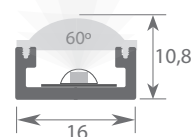


ALUMINIUM PROFILE

Length	Custom (100 - 2000 mm)
Width	16 mm
Height	7 mm
Material	Aluminium 6063
Finish	Anodised (Black or silver)
Weight	118 gr/m



Opal, Frost
Optic



Clear 60° Optic

COVER

Description	OPAL, for a homogenous and glare-free light distribution	FROST, for a diffused light distribution and concealment of the technology	CLEAR 60°, for a tighter diffusion of light
Material	PC		
Transmission in %	65	75	85
Length	Custom (100 - 2000mm)		
Width	16 mm		
Height	1 mm		

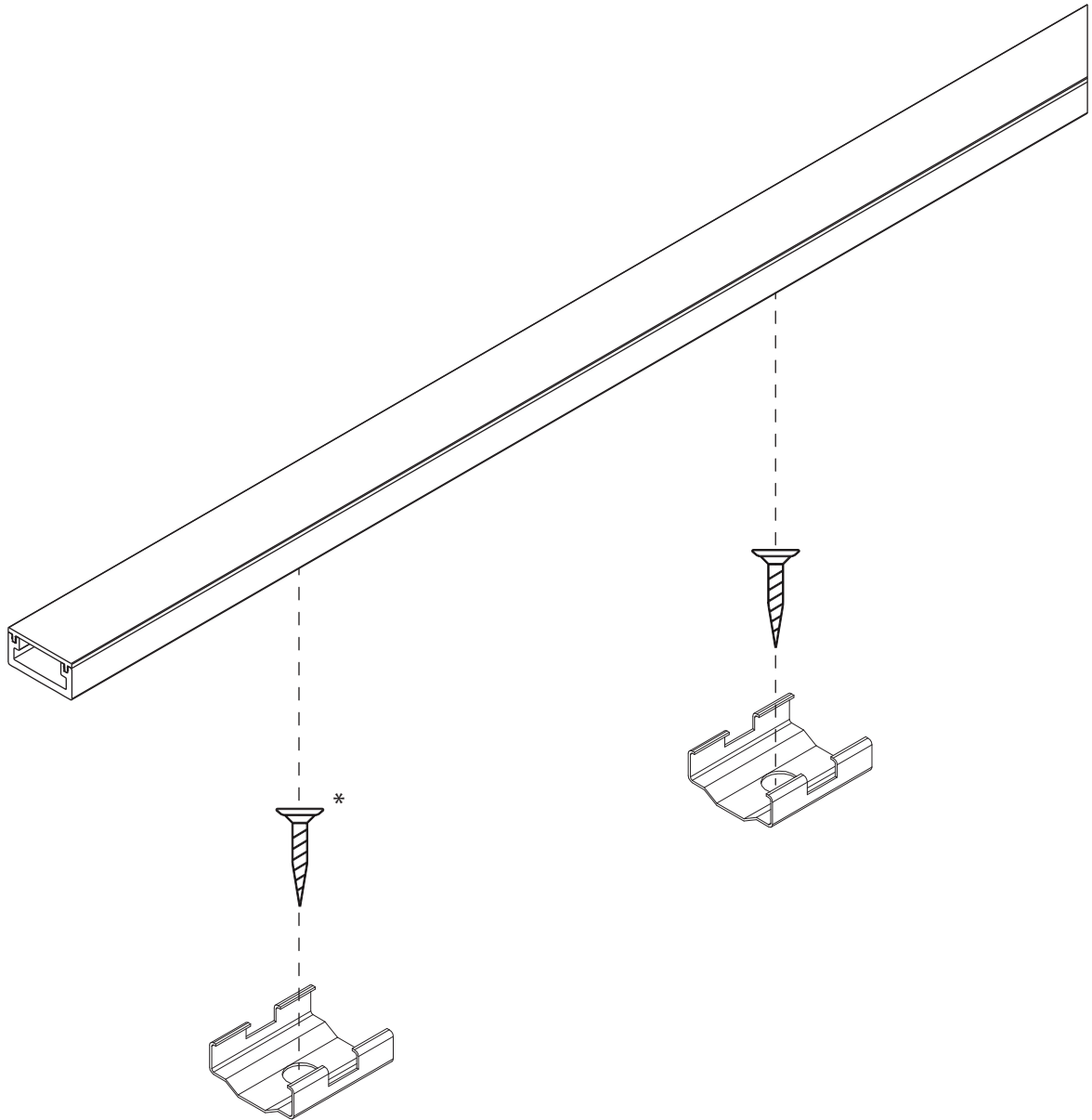
IMPORTANT SAFETY INSTRUCTION

When devices are connected in series, please make sure that the amperage at the input of the first device does not exceed 5 Amps.

For example, if the devices (Profiles, Neo or Strips) are 23w/m on 24Vdc, the total length of the devices in series should not exceed 120w or 5 meters maximum.

Beyond this limit, the devices will have to be connected by a 2nd line in parallel of the first one, from the driver or the controller.

Surface Mounting



* Screws not included

Installation :

Step 1 : Attach the clips to the desired surface and clip the profile in; Bring the cable to the led driver.

Step 2 : Make the connections from the luminaire to the Power Supply Unit and power supply to mains.

/!\ Additional items should not be hung or suspended from this fitting.

ATEA takes no responsibility for additional items added by others or the consequences of those items.

Cleaning:

Fully isolate the lighting and allow to cool.

Clean the lighting with a slightly damp lint free cloth from a mild solution of soap and water.

The lighting must be completely dry before reconnecting power.

Incompatible or abrasive chemicals can damage the fitting, contact ATEA for advice if required.

Electrical Supply

Installation must be carried out by a qualified electrician in accordance with NFC 15-100.

230/240V AC 50/60Hz mains supply to a suitable SELV LED Driver.

LED equipment is more susceptible to static damage and over voltage than previous technology.

Before handling or connecting to the mains supply ensure that all ATEA products are protected from static discharge and that the mains supply is to regulation.

Mains cables must be double insulated, strain relieved and separated from SELV output cables.

This unit requires an appropriate constant voltage PSU depending on the voltage and power of the lighting.

The positive (+) is marked in RED except in special cases;

(RGB & RGBW among others), contact ATEA for advice if necessary.

Incorrect supply or reverse polarity can cause irreparable damage.

All connections must be made before switching on mains.

If the power is turned on before making the connections to the connectors, the resulting power surge may damage the LED.

Multiple LEDs should be wired in parallel (unless agreed with ATEA), refer to driver instructions for minimum/maximum load.

All lighting equipment is delicate and easily damaged through bad use or inappropriate installation (mechanical or electrical). Repairs and replacements may cause delays and will be chargeable. Contact ATEA for support if required. For full warranty terms & conditions please visit our website : <https://atea.fr/warranty.pdf>.

The light source contained in this luminaire shall only be replaced by the manufacturer or a similar qualified person.

WARNING: Do not look at exposed LED lamps in operation. Eye injury can result.

Intended Use

Profile:

- The LED profiles are a component for the reception of LED strips approved for this purpose. In combination with optional accessories such as covers, end caps, inserts, etc., LED luminaires can be produced which are used exclusively for general lighting or accent lighting and therefore do not serve emergency or safety lighting in particular.
- The assembly is carried out via appropriate holders or suspensions, which are offered as accessories. For brackets we recommend 3 brackets per running meter. The profiles are designed for mounting on a stable and straight surface. Depending on the substrate and local conditions, a higher number of brackets may be required. The installation needs adequate mounting material (screws/plugs) . The brackets must not be bent during assembly, as this has an influence on the holding force. It may not be possible to use the holders provided. In any case, the installer must ensure that the system is held securely.
- Make sure that the profile expands due to thermal influences. Sufficient space must be kept available for this purpose.
- The profile is to be used exclusively for the above shown installation situations.

Covers :

- All plastic covers made of PMMA have first-class photometric properties, but are very brittle due to the material, which means that the cover can splinter when subjected to mechanical influences (bending, sawing, other processing). There is a risk of injury, wear safety glasses and gloves! Plastic covers made of PC are not affected.
- PMMA or PC have a higher coefficient of thermal expansion than aluminium. This means that light slits may appear at the joints and terminations of the plastic covers, especially when the unit is not yet at operating temperature.
- Alcoholic detergents remove plasticizers from the plastic profiles, which means that they lose their flexibility and can form cracks even when installed. We recommend cleaning only with a damp (clear water), soft cloth.

Accessories (end caps, holders, etc.):

- An LED profile and its accessories are not toys - these components may only be operated by persons who can assess the risks involved in handling them.

NOTES

Press marks or slight scratches on profiles are production-related and do not constitute a defect.

The guarantee period for the product is 5 years and begins on the day of shipment. Reference is the date of the delivery bill. The guarantee period may differ for accessories.